

CONTI+ shower room solutions

Sustainable | Hygienic | Safe | Smart








Smart systems for a better quality of life

Hygienic, smart shower room and washroom concepts to improve quality of life have been the hallmark of the CONTI+ brand for over 45 years. With our innovative technologies, long-standing expertise, and comprehensive range of services, we offer optimum solutions to meet all our customers' needs for new build and refurbishment projects. Impressive, flexible all-round expertise.

From advanced electronic and mechanical shower and washbasin faucets to urinal flush valves and washbasins, as well as complete washroom equipment and disinfection concepts, we take an integrated approach with a strong focus on sustainability, hygiene and reliability. Our smart innovations in the field of electronics and user interfaces ensure maximum comfort, the best possible customer benefits and consistent protection of the environment.

Discover our comprehensive, unique range of products and services for shower room and washroom solutions – designed to ensure successful projects and satisfied customers!

Your
CONTI+ Team



CONTI+ SERVICE

Perfect service and expert support

In addition to a comprehensive product portfolio, CONTI+ also offers you the benefits of a wide range of services and expert project consulting by experienced specialists whenever required.

CONTI+ property service

Individual support with project planning for design engineers and architects.

CONTI+ sales support

In-person support with needs-based planning and realisation of construction projects.

CONTI+ online support

Technical information, tender documentation, images and much more at www.conti.plus.

Customised service packages for every need

CONTI+ also offers you further practical services to suit your requirements and project phase:

- Instruction and training on site for smooth commissioning
- On-site consulting for refurbishment, renovation, modernisation and conversion
- Professional maintenance service including maintenance contracts
- Hygiene service for installing and commissioning a CONTI+ dosing system if a drinking water system is contaminated
- Carrying out redox measurements according to the specifications of the system user
- CONTI+ drinking water hygiene test for ensuring drinking water quality



CONCEPTS & SOLUTIONS

Intelligent concepts for every application area

In commercial, public and semi-public applications, including the healthcare sector our comprehensive CONTI+ range guarantees customised, tailor-made solutions and equipment for every project and environment.

For shower systems in particular, mandatory hygiene, safety and ergonomic requirements vary greatly in most cases depending on the country and/or industry. Drinking water ordinances, workplace directives and accident prevention regulations play a key role in this. The national and international requirements for swimming pools, sports facilities, stadiums and campsites are especially strict. Economic efficiency, sustainability, protection against vandalism, easy cleaning, automatic sanitary rinses and thermal disinfection are just some of the relevant criteria.

Thanks to our intensive research and development in Germany and Switzerland, CONTI+ shower systems are always tailored to both your requirements and your specific market.




The benefits of CONTI+ shower systems

- Over 160 smart shower solutions for every application area
- Practical modular design with standardised technology (electronic/mechanical)
- Refurbishment, modernisation and renovation of existing systems without complex construction work
- Easy retrofitting/conversion (including from mechanical to electronic)
- Easy to maintain, front access
- No construction work required for removal
- Reduced stocking of spare parts thanks to common components (all shower series)



Solution oriented

CONTI+ stands for integrated solutions and product ranges for new construction and refurbishment of public, semi-public, commercial and industrial washrooms requiring high quality and attractive design coupled with expert support and customer service.



Swimming & leisure pools | Sports facilities & stadiums |
Public institutions & education | Traffic & motorway services |
Hospitals & clinics | Retirement & residential homes |
Camping & leisure | Offices & industrial buildings |
Railway stations & airports | Student accommodation &
boarding schools | Amusement parks & holiday complexes |
Army barracks & lots more. ...





Versatility

Contents

CONTI+

CONTI+ brand values	1
CONTI+ innovation	9

CONTI+ shower solutions

Overview of technology	12
CONTI+ water inlets.....	14
Overview of shower solutions	16
Water management & APP.....	19
Overview of functions.....	24

Electronic showers

Shower panels	
CONTI+ CONPRIMUS	27
CONTI+ CONGENIAL	30
CONTI+ CONFRESH	35
CONTI+ CONSMART	38
CONTI+ CONBASE	43
CONTI+ CONCHIP	47
CONTI+ CONCASH 2.0	51

Freestanding showers

CONTI+ CONFREE	54
----------------------	----

Concealed showers

CONTI+ CONGENIAL	60
CONTI+ CONGENIAL FIT	66
CONTI+ CONFLOW (DN20)	82
CONTI+ CONBASE	84

Mechanical showers

Shower panels & Concealed showers	
CONTI+ oil hydraulics.....	76
CONTI+ water hydraulics.....	77
CONTI+ on/off handle.....	78
CONTI+ CONGENIAL upgrade.....	79
CONTI+ CONBASE	84

Exposed showers

Electronic showers	84
Mechanical showers.....	85

CONTI+ accessories

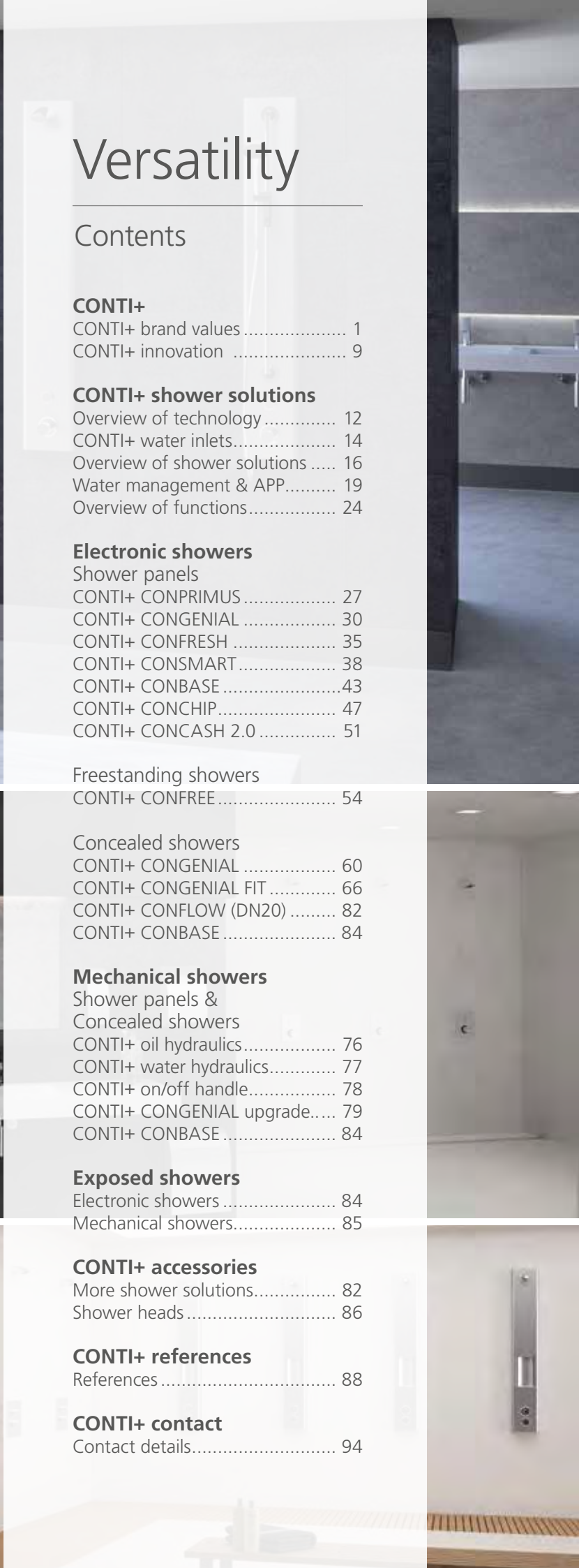
More shower solutions.....	82
Shower heads	86

CONTI+ references

References	88
------------------	----

CONTI+ contact

Contact details.....	94
----------------------	----





SUSTAINABLE

Forward thinking resource efficiency

We have been committed to sustainable operation and working in harmony with people and nature for many years. Factors which play a key role in the development of our CONTI+ shower systems include responsible use of water and energy, permanently low maintenance utilisation, and economic efficiency throughout the whole life cycle.

We also systematically prevent unnecessary environmental pollution by using uncoated stainless steel, materials with a low nickel/lead content, recyclable plastics and environmentally responsible disinfectants. This combination of cutting edge technology with efficient handling of resources ensures futureproof customer benefits.

The elements of the CONTI+ water saving concept include:



CONTI+ CNX water management system
Setting, deactivation and programming of integrated showers or shower groups



CONTI+ Service APP
Individual control of shower systems, washbasin faucets and urinal controls for programming, direct triggering of functions, logging and reading data



Convenient cleaning without additional water consumption
Thanks to cleaning stop



Electronic water running time
Electronic automatic shut-off with adjustable water running times for reduced water consumption



Mechanical water running time
Mechanical automatic shut-off with adjustable water running time for reduced water consumption



Start/stop function to save water
Adjustable and/or automatic start/stop function to save water

HYGIENIC

Cleanliness for all-round safety

Hygiene requirements are increasing all the time, particularly in public, semi-public, commercial and industrial buildings – both nationally and internationally. We continually optimise our shower systems to meet these needs. Our comprehensive CONTI+ hygiene concept guarantees maximum safety in shower rooms and washrooms – for every application area. Our services include individual hygiene planning, use of hygienic materials and incorporating important functions such as sanitary rinses and thermal disinfection.

A key aspect of our hygiene concept is the intelligent CONTI+ CNX water management system. This allows simple, clear management of up to 150 showers, washbasin faucets and urinal flush valves to ensure reliable implementation and documentation of all hygiene functions and operational actions.

Our innovative technologies and hygiene functions:



Hygienic/germ reduction
Prevention or minimisation of germs through the use of germ inhibiting materials



Automatic sanitary rinse
Rinsing of the pipes to prevent formation of germs in standing water – with demand-dependent triggering at intervals, time control or a calendar function, as required, either integrated in the CNX water management system or accessed via the Service APP



Cold water rinse
Cold water rinsing of electronic faucets integrated into the CNX water management system or via the Service APP



Thermal disinfection, manual
Thermal rinse of faucets via a manually opened TD plug, integrated in the shower control



Thermal disinfection, electronic
Thermal rinse of faucets by means of a key-switch or as a calendar function in the CNX water management system or via the Service APP





CONTI+ HYGIENE CONCEPT

PREVENTIVE | PERMANENT | ACUTE

CONTI+ offers three elements for hygienic safety in shower rooms and washrooms:

PREVENTIVE: Consulting and support for planning, construction and maintenance.

PERMANENT: Efficient water management, professional maintenance and sampling.

ACUTE: Innovative solutions to restore hygiene after acute contamination – for safe operation, integration and monitoring of the products, either with the CNX water management system or via the Service APP.

The elements of the CONTI+ hygiene service include:

- Separate thermal disinfection (manual/electronic), sanitary and cold water rinse
- Microbiological decontamination of drinking water installations and swimming pool filter systems
- Hygienic installation with disinfection of tools, surfaces and components
- Concepts for human hygiene
- Disinfection of room air and air conditioning systems with cold fogging or air purification
- Comprehensive water management, drinking water hygiene tests and maintenance
- CONTI+ oXan™ disinfection solutions
- Terminal filter solutions to lift prohibitions on use



Anti-scalding protection
Thermostatic mixer with anti-scalding protection ensures safety



Vandal protection
Shape, design and choice of materials ensure reliable operation and protection against vandalism



Cleaning stop
Cleaning stop via the RC switch (interruption of the trigger function by means of magnetic reed switch, directly at the point of use) or as a calendar function via the Service APP or integrated in the CNX



SAFE

Intelligent technology for the best protection

Safety is the top priority in the sanitary sector – leading to numerous legal and normative regulations for the installation and operation of shower systems, particularly in public, semi-public and commercial application areas.

Our CONTI+ solutions meet all these requirements. All our shower systems are fail-safe, reliable, and ensure maximum comfort for users and protection against inadvertent misuse.

We always take into account not only product safety, but also futureproofing. Thanks to our long-standing market presence and affiliation to a well-established Swiss group of companies, together with our in-house customer service and reliable availability of spare parts, CONTI+ customers can count on safety at all times – now and in future.

The elements of the CONTI+ safety concept include:

- **Safe water quality** thanks to approved materials, smart – in some cases patented – designs and technology, innovative hygiene functions and measures
- **Vandal protection** for reliable operation, based on special construction and design, internal components and robust materials
- **Cleaning stop** effectively prevents unwanted triggering of water flow, which protects cleaning personnel
- **Certification** through independent assessment e.g. WRAS, DVGW and Watermark
- **Premium quality** with all systems 100 % tested, including functional test and spare parts warranty
- Integral **thermostatic anti-scalding protection** to EN 1111 for optimum safety

Anti-scalding protection:
cartridge closes if cold water
supply fails

Vandal-proof temperature control:
Fixing on the CONGENIAL
faucet body, providing protection against
damage to the cartridge



With the national and international hygiene requirements for drinking water installations growing more stringent, smart water management systems are becoming increasingly important.

CONTI+ has a long history of developing smart solutions for central management, control and monitoring of devices and components for shower systems.

From individual fittings to complete systems with up to 150 CONTI+ fittings, our intelligent technologies allow very easy and reliable management of all operating, documentation and safety functions, such as convenient automation of rinses, setting operating periods for thermal disinfection and setting operation stops or cleaning stops. This ensures more comfort and outstanding hygiene.

The elements of the CONTI+ smart concept include:

- **CONTI+ CNX water management system:** for integration of up to 150 CONTI+ fittings – to meet the most demanding hygiene requirements
- **CONTI+ Service APP:** convenient control of individual shower systems, washbasin faucets and urinal controls with programming, logging and data documentation via BLE Converter connection

CNX

CONTI+ CNX water management system
Fittings can be integrated into the CNX water management system for central control and logging of actions and functions of individual fittings and groups of fittings

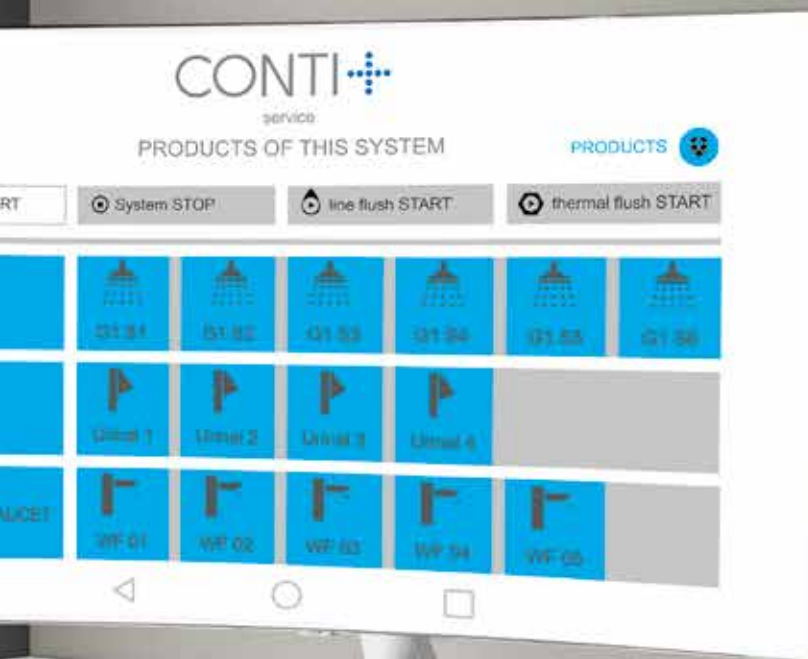
APP

CONTI+ Service APP
Individual control of individual shower systems, washbasin faucets and urinal controls for programming, direct triggering of functions, logging and reading data



SMART

Water management has never been so easy



Smarter service

For every CONTI+ shower system

For all our smart shower system solutions, we offer expert consulting and comprehensive technical support perfectly suited to your specific project at all times:

- Commissioning of CONTI+ CNX water management systems (up to 64/150 fittings)
- Inspection and/or wiring work on CONTI+ fittings and associated control units
- Training of operating staff in the operation, functions and maintenance of all CONTI+ system components
- Maintenance contracts and services for regular checks
- Online support in the form of installation videos and training



A WORLD FIRST

CONTI+ CONPRIMUS with unique technology





From electronic or mechanical shower panels to intelligent shower systems for concealed or exposed installation, our high performance solutions allow unprecedented creative scope for designing contemporary shower rooms that will last into the future. Our wide variety of water inlets ensure a pleasurable showering experience and optimum, dependable hygiene at all times. Operation is always as convenient as possible with our innovative control systems.

Benefiting from over 45 years' experience, CONTI+ shower solutions feature state of the art technology and countless upgrade and retrofitting options. Discover our wide range with over 160 smart variants.

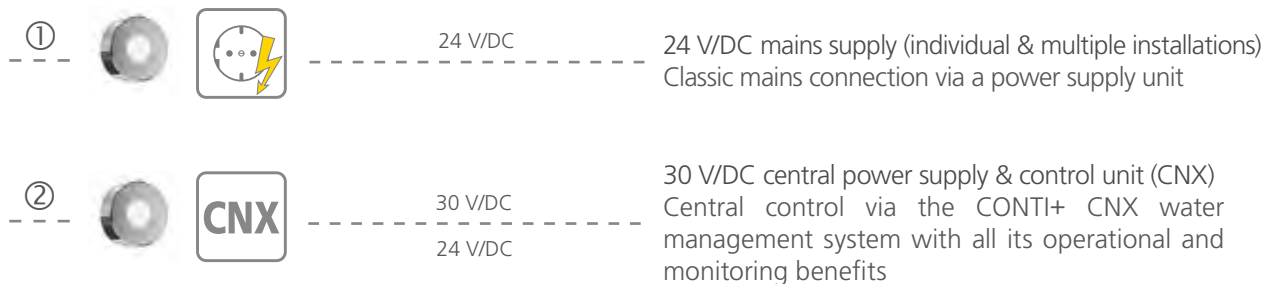
CONTI+SHOWER SOLUTIONS

Refreshing systems for every room situation



SHOWER SYSTEM VERSIONS, ELECTRONIC

CONTI+ CONPRIMUS

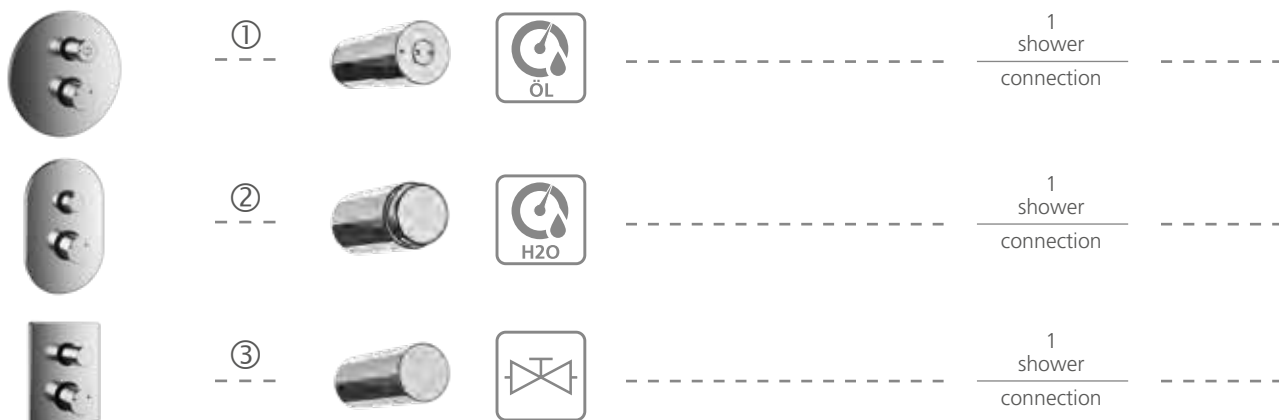


CONTI+ CONGENIAL and CONSMART



SHOWER SYSTEM VERSIONS, MECHANICAL

CONTI+ CONGENIAL oil hydraulics | water hydraulics | on/off handle



RELIABLE & INNOVATIVE

Over 160 smart shower solutions from CONTI+

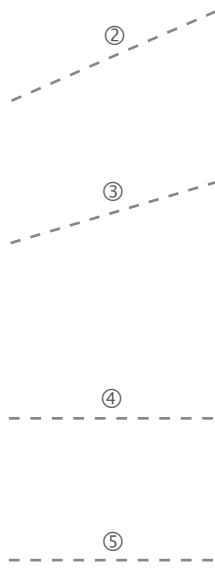
6 V/DC battery operation (single station installation) | ①
 Battery solution for single station option. Can also be used if no electric cable has been laid despite planning

12 V/DC mains operation (individual & multiple installations) | ②
 Classic mains connection via a power supply unit


30 V/DC central power supply (CNX) | ③
 Central control via the CONTI+ CNX water management system with all operational and monitoring benefits

CONCASH 2.0 24 V/DC | Metered water delivery | ④
 Metered water delivery with coin insertion or card. Connection of shower panels or concealed showers possible

CONCHIP 12 V/DC | Controlled water delivery | ⑤
 Controlled water delivery. Connection of shower panels or concealed showers possible



Power supply unit
 Mains connection to showers



CNX control centre
 Mains connection and central control



CONCASH 2.0 card & coin validators
 For control of paid showers



GAT module
 RFID transponder for water control and flow triggering

Oil hydraulics | ①
 Robust, oil-hydraulic automatic shut-off with adjustable water running time

Water hydraulics | ②
 Smooth, water-hydraulic automatic shut-off with adjustable water running time

On/off handle | ③
 Manual on and off handle (without automatic shut-off) with thermostatic mixer

Manual TD plug upgrade



Manual TD plug
 Upgrade to thermal disinfection solution

Upgrade with retrofit set



Solenoid valve II
 Upgrade to electronic thermal disinfection solution

CONTI+ WATER INLETS

CONGENIAL | CONSMART water inlet

CONTI+ CONGENIAL: the adaptive multifunctional water inlet

Temperature immersion sensor for integration in the CNX water management system or control via the Service APP

Operating and hygiene function upgrades
Variant options thanks to standardised technology

Fixing at the rear on panels of concealed showers, service access at the front

Materials compliant with standards for drinking water installation



Optional variations
Electronic/mechanical conversion and upgrade options

Straightforward servicing and reduced stocking of spare parts thanks to common components in all CONTI+ fittings, including ROBUST solenoid valve

Thermostat
Safety when showering thanks to thermostatic cartridge for anti-scalding protection

Standard-compliant non-return valves and filters to prevent contamination

CONTI+ CONSMART: the compact water inlet

Materials compliant with requirements for drinking water installation

Straightforward servicing and reduced stocking of spare parts thanks to common components in all CONTI+ fittings, including ROBUST solenoid valve

Hot and cold water inlet with flexible hoses for safe yet adaptable installation



Electronic version –
Control and hygiene upgrade functions

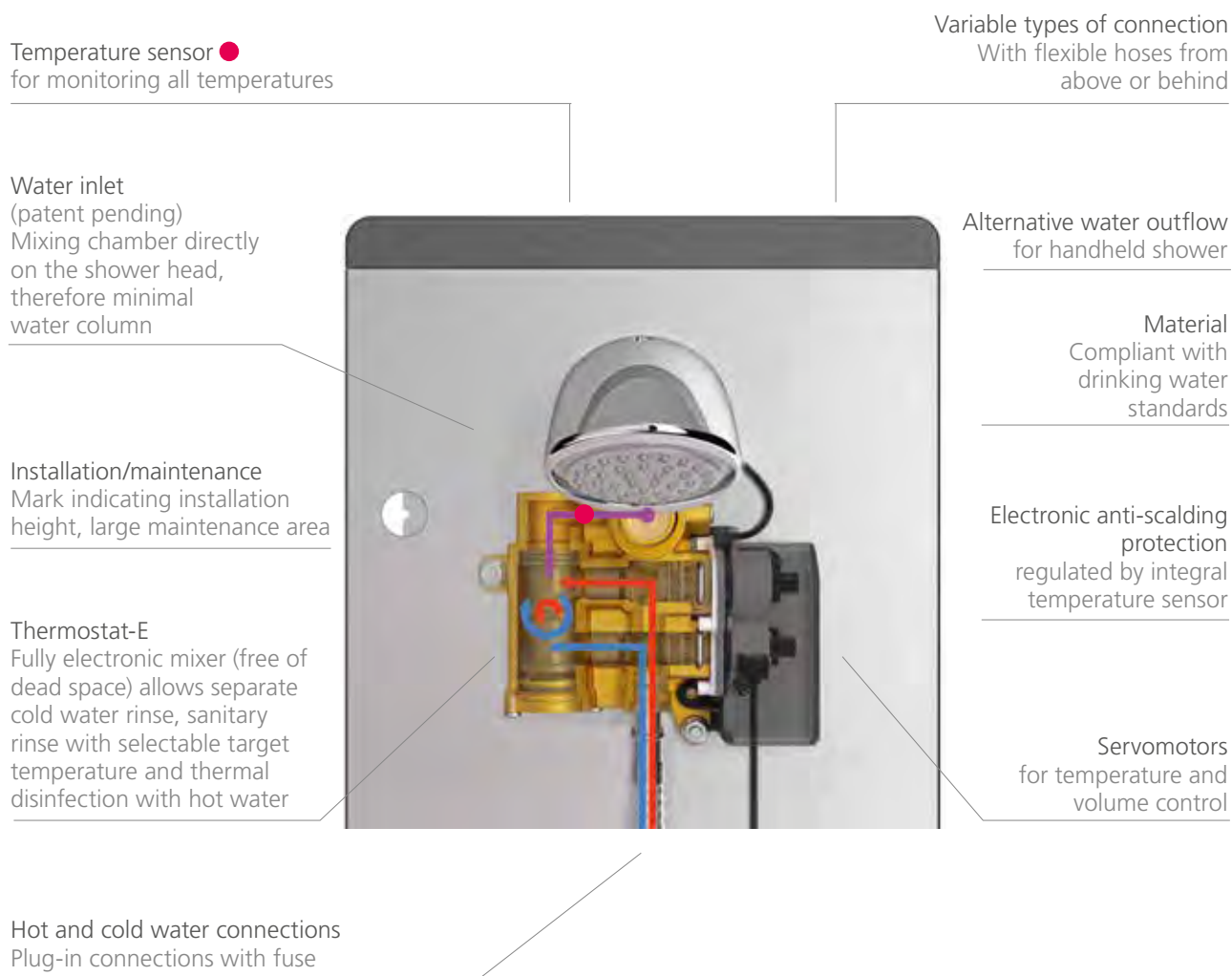
Thermostat
Safety when showering thanks to thermostatic cartridge for anti-scalding protection

Maintenance of shower panel possible without disassembling water inlet

CONTI+ WATER INLET

NEW: CONPRIMUS water inlet

CONTI+ CONPRIMUS: with Thermostat-E, the fully electronic thermostat directly on the shower head



Slimline design | Latest operating standards | Very high level of hygiene | Futureproof safety standards

SHOWER ROOM SOLUTIONS

CONTI+ showers at a glance




Shower series CONFLOW

- Concealed showers
- Electronic, DN20
- Piezo pushbutton
- CONFLOW water inlet
- With/without thermostat
- Fully fitted kit
- Stainless steel



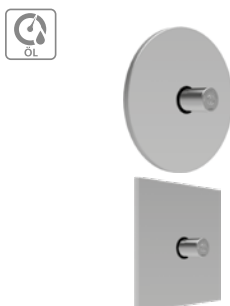
Shower series CONBASE

- Concealed showers
- Electronic, DN15
- Piezo pushbutton
- CONBASE water inlet
- Without thermostat
- Fully fitted kit
- Stainless steel




Shower system CONBASE (SLIM)

- Shower panels & showers, exposed
- Electronic/DN15
- Piezo pushbutton
- CONBASE water inlet
- 6 V/DC ROBUST solenoid valve
- Brushed stainless steel



Shower series CONBASE

- Concealed showers
- Mechanical, DN15
- Oil hydraulics
- CONBASE water inlet
- Without thermostat
- Fully fitted kit
- Stainless steel



Shower series tipolino

- Exposed showers
- Electronic, DN15
- Start/stop function
- With thermostat
- Outlet at the top or bottom
- Chrome plated



Shower series CONPRO

- Exposed showers
- Mechanical, DN15
- Water hydraulics with upward outlet
- On/off handle with downward outlet
- With thermostat
- Chrome plated



Shower series CONPRIMUS

- Advanced shower panel with depth of just 4 cm
- E-Control: operating element with electronic start/stop function and temperature adjustment
- Thermostat-E: fully electronic mixer
- Minimal water column, as mixer on shower head (patented)
- Separate sanitary rinses for cold water rinse, sanitary rinse (mixed water) and thermal disinfection, free of dead space
- Stainless steel



Shower series CONGENIAL

- Shower panels & showers, concealed
- Electronic/mechanical/DN15
- Piezo pushbutton/oil hydraulics/water hydraulics/on-off handle
- CONGENIAL water inlet
- Fixed copper pipework to shower outlet
- Stainless steel/acrylic composite/chrome plated stainless steel



Shower series CONFRESH

- Shower panels with integrated fresh water module
- Electronic/DN15
- Piezo pushbutton
- Plate heat exchanger
- CONGENIAL water inlet
- Stainless steel



Shower system CONCASH 2.0

- Shower panels & showers, concealed
- Electronic/DN15
- Piezo pushbutton/coin and card validators
- CONGENIAL water inlet
- Paid water delivery
- Stainless steel/acrylic composite



Shower series CONSMART

- Shower panels
- Electronic/DN15
- Piezo pushbutton
- CONSMART water inlet
- Flexible hoses
- Stainless steel/acrylic composite



Shower system CONCHIP


- Shower panels
- Electronic/DN15
- RFID transponder (shower panels)
- Piezo pushbutton (concealed showers)
- CONSMART water inlet (shower panels)
- Controlled paid or unpaid water delivery
- Stainless steel



Shower series CONFREE

- Freestanding showers
- Electronic/DN15
- Piezo pushbutton
- CONFREE water inlet
- Outdoor use
- Stainless steel





CONTI+ CNX

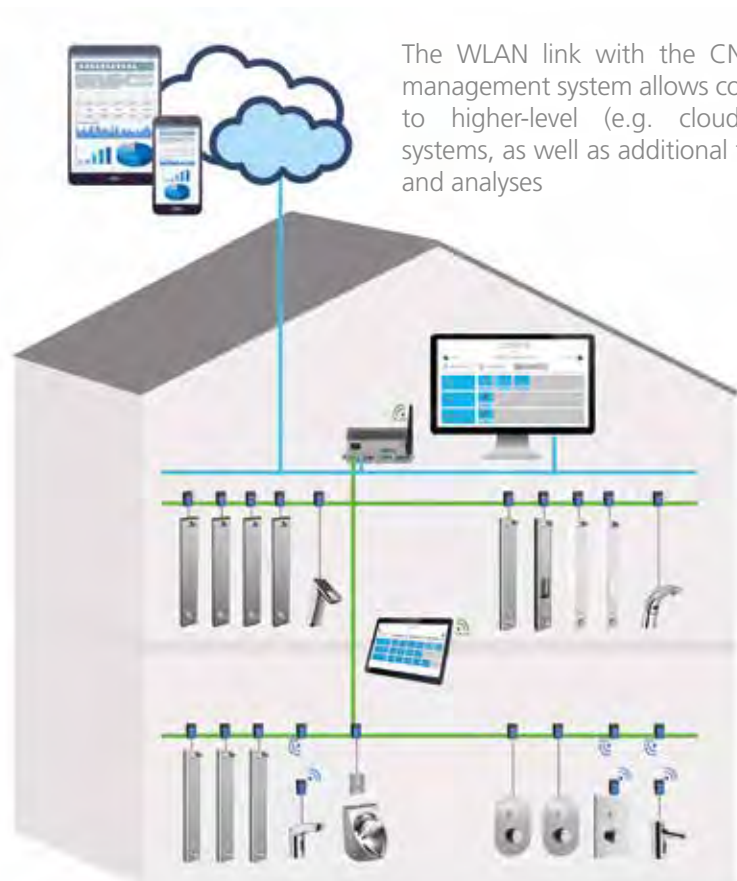


Water management system

The innovative CNX water management system meets even the most demanding hygiene requirements – for excellent drinking water hygiene and correct operation of the whole system at all times.

As well as networking the proven CONTI+ shower faucets, the system also allows integration of the full range of CONTI+ washbasin and urinal fittings. Depending on the type of CNX controller, up to 64 or 150 fittings and devices can be centrally controlled using browser-based software. The systems cover a wide range extending to 350 metres. Networking is via simple cabling, or Bluetooth if required. The CNX water management system can also be linked to higher-level building management systems as needed – for integrated facility management.

The topology of the system allows straightforward networking of the fittings in a linear, star-delta or tree layout. There is therefore no need for either terminators or special BUS cables. The standard cables – routed in empty conduits or concealed – are quickly and easily connected to the waterproof single-wire terminals. Additional measures for shielding cables are not required.



The WLAN link with the CNX water management system allows connection to higher-level (e.g. cloud based) systems, as well as additional functions and analyses

CONTI+ Service APP



Intuitive APP based control of individual fittings

Both new and existing drinking water installations need to meet numerous hygiene requirements – in Germany, for example, the German Drinking Water Ordinance (TrinkwV) 2018. With our CONTI+ Service APP, we offer an effective means to extend the necessary programming, logging and documentation of the required hygiene measures to the control units of the individual fittings.

The Service APP allows convenient management of CONTI+ shower panels, concealed showers, washbasin and urinal fittings. Thanks to the user friendly and intuitive interface, fittings can be identified and selected for very straightforward management, programming and data readings.

The APP guides users systematically and logically through all menu items and features so that they can program sanitary rinses, check and set water running times, optimise sensor ranges, save settings and usage data, and more. Used in conjunction with the BLE Converter, secure communication is established via Bluetooth® between the fitting and the required device (e.g. smartphone or tablet). All this can be done wirelessly, easily, intelligently and securely.



Bluetooth®
Wireless communication between Service APP and fittings via the BLE Converter



Intuitive operation
License management feature, software interface, analyses and graphics



Extensive services
Programming, logging and maintenance





10:10 OVERVIEW CONTI+ 100%

100 %
BATTERY STATUS
1247 Tage
TIME OF OPERATION
8705
NUMBER OF ACTIVATIONS
190 min
TOTAL WATER RUNTIME
570 l
ACCUMULATED WATER USAGE

WATER START/ STOP

ISH Frankfurt
LOCATION 1

Hall 4.0, Stand B45
LOCATION 2

Washbasin left
LOCATION 3


2.5.3
HARDWARE VERSION

2.1
SOFTWARE VERSION

3267843
SERIAL NUMBER

0169
PARAMETER SET

1.5 l/min
CONFIRM FLOW RATE



Unique and versatile, our wide product range has been systematically optimised over many years. Our electronic showers with shower panels and concealed showers with CONGENIAL, CONSMART, or the unique new CONPRIMUS water inlets offer luxurious comfort combined with hygiene and safety to the highest level. Exposed showers complete the extensive collection.

A special feature is the extremely robust piezo pushbutton for operating the showers, which ensures outstanding functionality and user satisfaction.

From battery operation to classic mains connection, with control via the Service APP or integration of the showers in the innovative CNX water management system, reliable shower operation is guaranteed at all times – including individually adjustable running time limitation and water settings. In addition, the electronic version with CNX allows beneficial functions such as sanitary rinse and thermal disinfection, and therefore meets all the requirements of the current German Drinking Water Ordinance.

ELECTRONIC

CONTI+ perfect electronic control



Overview of functions

CONTI+ electronic shower solutions: compact summary

Shower solutions	Nominal diameter		Water flow triggering function					Resource saving functions		Servicing functions
	DN15	DN20	Automatic shut-off, electronic		Automatic shut-off, mechanical		Mechanical	Paid water delivery	Adjustable water running time	Cleaning stop/ operation stop (CNX)
			Piezo pushbutton	RFID	Water hydraulics	Oil hydraulics	On/off handle			
SHOWER PANELS										
CONPRIMUS	•		•						•	•
CONGENIAL	•		•						•	•
	•				•				•	
	•					•			•	
CONFRESH	•		•						•	
CONSMART	•		•						•	✚
CONBASE	•		•						•	
CONCHIP	•			•				•	•	
CONCASH 2.0	•		•					•	•	
CONCEALED SHOWERS										
CONGENIAL	•		•						•	•
	•				•				•	
	•					•			•	
CONGENIAL FIT	•		•						•	•
	•				•				•	
	•					•			•	
CONFLOW		•	•						•	
		•	•						•	
CONBASE	•		•						•	
	•					•			•	
CONBASE SLIM	•		•						•	
		•	•						•	
CONBASE MINI	•				•				•	
		•			•				•	
CONCHIP	•		•	•				•	•	
CONCASH 2.0	•		•					•	•	
EXPOSED SHOWERS										
CONPRO	•				•				•	
	•						•			
CONBASE SLIM	•		•						•	
tipolino	•		•						•	

New hygiene standard
High performance & stylish
INNOVATIVE





CONTI+ CONPRIMUS

Intelligent electronics with added value

Unique buildings are based on an integrated architectural concept – from the façade to the interior. The shower rooms of these buildings also play a special role, offering a real feeling of wellbeing and exceptional comfort.

The CONPRIMUS shower panel perfectly combines technology, safety, hygiene and design – for an exceptional new standard of sanitary rinse. This new system boasts an intelligent patented design and many innovative functions. For example, the electronically controlled "Thermostat-E" mixer is positioned at precisely the same height as the shower head, which almost entirely prevents the standing water column that otherwise often occurs.

The hot and cold water pipework are rinsed separately. This almost totally eliminates microbiological contamination of the shower water.

Optional control via the Service APP or integration in the CNX water management system allows electronic shut-off if the cold water supply fails (anti-scalding protection), as well as efficient hot water rinsing or thermal disinfection – without any additional hydraulic components. The shower element is also extremely simple to maintain. All hydraulic and working parts are located on the rear panel, behind a stainless steel cover that is easy to remove. At just 40 mm deep with a cutting edge design, this cover is much slimmer than that of comparable products – ideal for all shower room needs.





Exceptional design
Cold water rinse
HYGIENIC



NEW

POWER SUPPLY  



Water connections
above and behind

Thermostat-E:
fully electronic mixer directly
on the shower head –
minimal water column

Separate sanitary rinses: cold
water rinse, sanitary rinse
(mixed water) and thermal
disinfection, free of dead
space if required

No pipework between
control unit and
shower head

Slimline design
40 mm stainless steel cover

Electrical connection
between control unit
and mixer

Electronic
anti-scalding protection

E-Control:
electronic control unit:
press for start/stop,
turn to adjust temperature
(automatic shut-off)

LED temperature display




CONTI+ CONGENIAL

The adaptive multifunctional water inlet

Swimming pools are popular with young and old alike. Whether for effective fitness training in winter or a refreshing dip to cool off in summer, they offer guaranteed fun and increase wellbeing and health.

Shower systems are an important feature of public and semi-public swimming pools and swimming areas. Properly functioning, high grade solutions for these facilities are now more in demand than ever. Intelligent technologies can help to permanently reduce water and energy consumption. Robust materials that are easy to clean save on personnel and storage costs. Not least, flawless hygiene and easy, safe operation play a key role in ensuring an unforgettable bathing experience.

Our versatile CONGENIAL showers—made from either stainless steel or 2K acrylic composite – combine state of the art technology with sustainability and reliable quality. With control via the Service APP or integration in the smart CNX water management system, all the swimming pool's hygiene measures can be centrally controlled, monitored and logged. A really well thought-out solution!





RELIABLE QUALITY
Innovative technology
Hygienic materials
Safe functions

POWER SUPPLY



Cover cladding and mounting frame
made from stainless steel 1.4301 or
2K acrylic composite

220 mm



Choice of
7 different
shower heads
See page 86

Elegant cover design
with rounded edges

Available
with or without seamlessly
integrated soap dish



CONTI+ CONGENIAL
adaptive
multifunctional
water inlet
System: battery,
mains or CNX

Thermostat with anti-scalding
protection, adjustable
water running time and
mixed water regulation



CONGENIAL showers





Pleasurable
SHOWER EXPERIENCES



CONTI+ CONFRESH

Shower panel with fresh water module

In stadiums, schools or at the swimming pool, a relaxing shower experience is a natural follow-up to exercising. Modern, hygienically impeccable washrooms considerably boost wellbeing.

Older buildings, in particular, often have outdated technology and shower units in need of refurbishment. However, a completely new installation can be especially challenging in these cases, because generally only cold water connections are available.

CONTI+ CONFRESH provides an intelligent, sustainable solution. The electronic shower panel with thermostatic mixer, robust piezo pushbutton and integral fresh water module uses the hot water from external, central or decentralised heat sources directly on site. It heats the cold drinking water by means of a built-in plate heat exchanger. Fresh, comfortably warm shower water is guaranteed – at all times.

CONTI+ shower panels with fresh water module – uniquely innovative!




Image source: @Daniel Vieser

COMFORTABLY WARM and fresh



Fresh water module

Generation of hot water directly in the shower panel by means of a plate heat exchanger



Hygienic

Extremely hygienic, as there is no hot water storage tank, distribution system or pipework

Operationally safe

Very low volume of heated water

Innovative

Direct, efficient heating thanks to adapted circulation bridge as a bypass on the hot (heating) water side

Smart

Domestic hot water heating independent of the selected heat source

Safe

Secure water circuit separation through plate heat exchanger

Feature

Proportional flow controller ensures efficient energy use

Individual

Shower heads can be individually selected



CNX water management system compatible

Central control via the CNX water management system with all its associated operational and monitoring benefits

For properties with cold water connection

Heating water return HRL

Heating water flow HVL

Choice of 7 different shower heads



Circulation bridge

The thermostatic circulation bridge ensures instant provision of the heating medium for domestic hot water heating. The flow temperature is adjustable from 35 °C to 65 °C. Whenever the temperature falls below the set flow temperature, the thermostat opens so that the heating medium can circulate and, if water is drawn off, energy can be used immediately for domestic hot water heating.

Plate heat exchanger

POWER SUPPLY



Cold water inlet PWC (potable water cold)

Hot water spout PWH (mixed water)

Differential pressure regulator

For hydronic balancing, i.e. to maintain the pressure differential needed to heat the water via the module.

Proportional flow controller

Only opens the drinking water (cold water) and heating water media flows via the heat exchanger if hot water is drawn off. The valve closes once no more water is to be drawn off, thereby preventing further heating of the heat exchanger.

CONTI+ CONGENIAL adaptive multifunctional water inlet System: battery, mains or CNX



CONTI+ CONSMART

The compact water inlet


More and more companies now offer their employees sports and fitness facilities in their own office buildings or business premises. Alongside modern fitness equipment, a state of the art sanitation area is also key to ensuring that users enjoy an invigorating training experience.

Particularly in the commercial sector, the installed systems need to meet highly demanding requirements with regard to sustainability, functionality and hygiene. Compliance with the German Drinking Water Ordinance must also be assured – for both individual and communal showers.

Our CONSMART electronic shower panels with compact water inlet are an extremely flexible and impressive solution for commercial properties. They offer many additional functions and a high level of operational safety thanks to their robust design and components, together with outstanding efficiency and comfort.

Our CONSMART shower panels are therefore ideal for safe, rapid refurbishment and conversion of washrooms with a wide variety of requirements.



A photograph of a modern building facade. The upper part features a long, narrow window with a dark frame and a light-colored, textured material above it. The lower part features a larger window with a blue frame and a stone wall to the right. The sky is cloudy and the lighting suggests dusk or dawn.

COMPACT SOLUTION
Reliable quality
Hygienic materials
Safe functions

The compact VERSION

CONTI+ CONSMART

Compact solution with many functions

Electronic shower panels with the compact CONSMART water inlet guarantee long term operational reliability thanks to numerous additional functions for maximum comfort and use in commercial, public and semi-public washrooms, with coordinating components and installation types.

CONSMART: a beneficial and variable solution for a wide range of properties, with optional enhancements.

- Electronic activation with piezo pushbutton
- Thermostat with anti-scalding protection
- Sanitary rinse (mixed water)
- Nominal diameter DN15, flexible hoses
- Maintenance, sometimes possible without disassembling the water inlet
- Optional accessories and upgrade options (e.g. thermal disinfection, CNX)



POWER SUPPLY



Swivel nuts/ball stop valves for servicing work (if no rear access)

220 mm

220 mm

Versions with shower head CONTI+ SHORTY

Version with cover cladding made from stainless steel 1.4301

Elegant design with rounded edges

Version with cover cladding made from 2K acrylic composite with or without seamlessly integrated soap dish

Piezo pushbutton with start/stop function, sanitary rinse

Thermostat: solid, high-gloss, chrome plated brass with safety stop and anti-scalding protection

1400 mm

1410 mm

80 mm

138 mm

85 mm

143 mm





Easy operation
SAFE FUNCTIONS

CONTI+ CONBASE

Ideal for projects with a small budget

There is a major trend for leisure, sport and fitness at present – not least because people want to keep their bodies and minds at peak health. Attractive shower rooms with user friendly fittings and high standards of cleanliness and safety play an important role in the user experience at sports and leisure facilities.

For operators, on the other hand, key criteria include quality, economic efficiency and quick and easy maintenance.

Simple and stylish, the CONTI+ CONBASE shower panel has been specifically developed for projects with a small budget. It offers outstanding quality for price conscious customers and is also ideal for use in smaller rooms or cubicles thanks to its slimline design in brushed stainless steel.

The way it works is both simple and safe. The water flow is triggered by the piezo pushbutton with start/stop function, then instantly stopped by pressing the button again. Alternatively, it can be controlled by means of the water running time setting function.

With the CONBASE shower panel combined with a central thermostat, users have access to both hot and cold water.

The shower panel is extremely safe and offers optimum hygiene, thanks to the integral automatic sanitary rinse function.



POWER SUPPLY  

110 mm

Connection from above or behind

For individual needs – choice of 7 different shower heads

See page 86

Electronic shower system with slimline design

Cover and mounting bracket made from stainless steel 1.4301

Pipework with flexible connecting pipe

6 V/DC ROBUST solenoid valve, bistable

Piezo pushbutton with start/stop function, sanitary rinse

1370 mm

60 mm

DN 15  



The image shows two shower stalls side-by-side. Each stall has a white wall and a bright blue door that is slightly ajar. On the wall of each stall, there is a vertical grey panel with a showerhead at the top and a control knob at the bottom. The floor is covered in small, square, blue and white mosaic tiles. The lighting is bright and even, highlighting the clean, modern design of the stalls.

SHOWERING SIMPLICITY
Quick & easy for sports use



Touch-free shower experience
Cash-free water delivery

Hygienic operation
SAFE FUNCTIONS



CONTI+ CONCHIP

Pleasurable showers – convenient and cash-free

Camping is really fashionable at the moment, helping people to unwind and enjoy the freedom of the great outdoors.

Washrooms play an important role in the overall camping experience, with cleanliness, safety and user friendliness high on users' list of priorities. For campsite operators, the most important criteria include quality, cost effective acquisition and maintenance, resource-efficient operation and reliable billing.

Specially developed for controlled and/or paid water delivery, our CONCHIP shower panels offer the ideal solution for campsites. The system can be integrated into online electronic locking, access and payment systems, as required. The control unit, mounted directly inside the waterproof housing of the shower panel, regulates shower use.

The way these showers work is both simple and safe. Unoccupied showers are indicated by an illuminated green LED bar. To use a shower, the user holds an RFID data carrier against the reader and is then granted access. The remaining water running time is shown continually during the shower on a graphic display.

Depending on requirements, CONCHIP shower panels also allow functions such as automatic, demand-dependent triggering of sanitary rinse at intervals and manual thermal disinfection. Ideal for perfect drinking water hygiene.



POWER SUPPLY  

Can be integrated in:

- Intelligent online electronic locking, access and payment systems
- Offline standalone POS systems



For individual needs – choice of 7 different shower heads

See page 86

Electronic shower system for controlled and/or paid water delivery and usage time

Cover cladding and mounting frame made from stainless steel 1.4301, rounded edges

Available with or without seamlessly integrated soap dish

GAT module – electronic control terminal, touch-free, mains operated with chip or card activation (start/stop function), LED bar display of predefined maximum usage time/water running time



CONTI+ CONSMART Water inlet including thermostat with anti-scalding protection and mixed water regulation

RFID technology
Connection of 1–15 showers



The beneficial control functions include:

- Touch-free water flow triggering
- LED display with countdown indicator
- Predefined maximum water running time
- Demand-dependent triggering of sanitary rinse at intervals
- Resource-efficient operation



CASH-FREE SHOWERING
Straightforward and resource-efficient



Paid water delivery

Various payment systems

ADJUSTABLE WATER RUNNING TIMES



CONTI+ CONCASH 2.0


Showering pleasure with flexible payment options

A hygienically clean and properly functioning washroom enhances wellbeing and impresses users – whether at a fitness studio, campsite, swimming pool or stadium.

For this reason, many operators are increasingly opting for efficient and economically sustainable shower panels when undertaking refurbishment work or installing new systems. Alongside various hygiene functions, other particularly important features are paid water delivery and controlled, adjustable water running times.

With CONTI+ CONCASH 2.0, we offer a high performance electronic shower system for small and medium sized sanitary facilities with chargeable or partially chargeable water delivery. Up to eight showers can be managed and controlled with the intelligent validators. Operation is easy and convenient with coins, tokens or cards. A practical LED display informs users of the remaining water running time.

Depending on requirements and application area, CONCASH 2.0 is ideal for combining with CONTI+ shower panels and CONGENIAL and CONGENIAL FIT concealed showers.



Ready for use

- with electronic CONTI+ shower panels and CONGENIAL or CONGENIAL FIT concealed showers
- for use in outdoor and wet areas thanks to stainless steel body, splash-proof electronics and safety extra-low voltage connection

POWER SUPPLY 



For 1 shower

- Coin validator for coins or tokens
- LED display (3-digit, red) showing remaining shower time
- Setting of minimum insertion amount, price and meter via display



For max. 4 showers

- Coin validator for coins or debit/credit cards (max. €25.00)
- LED display (8-digit, red)
- Individual price/meter setting via each terminal display
- Separate PowerBox for power supply with relay outputs



For max. 8 showers

- Coin validator for coins or debit/credit cards (max. €25.00)
- LED display (8-digit, red)
- Individual price/meter setting via each terminal display
- Analysis of cash/operating hours meter

Connection
1– 8 showers



The benefits include:

- Adjustable, controlled, paid water running time
- Payment with tokens, coins or cards
- LED display showing remaining running time
- Predefined maximum water running time
- Demand-dependent triggering of sanitary rinse at intervals
- Optional thermal disinfection via key switch

Versatile use
PAID SHOWERS



CONTI+ CONFREE

Mains-independent, freestanding showers with feelgood factor

At open-air swimming pools, lidos and aquatic sports centres, a refreshing shower before jumping into the water or in between times is part of the whole bathing experience.

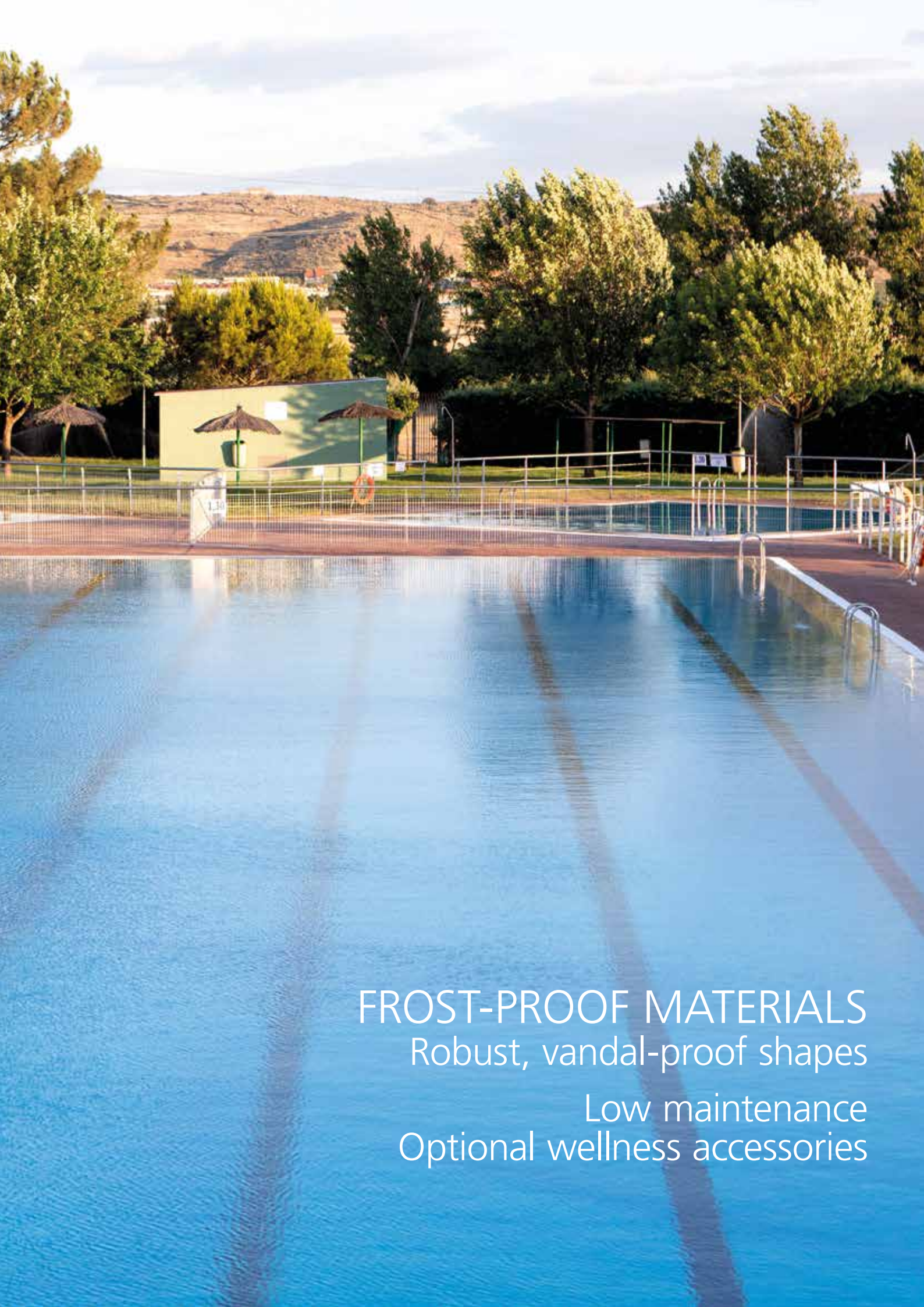
The freestanding showers used for these applications not only need to feature impressive design, comfort, vandal protection and functionality, but must also meet strict hygiene requirements.

Our CONTI+ CONFREE mains-independent freestanding showers offer the perfect solution. The freestanding electronic systems are available in three robust basic versions with three different stainless steel designs to suit requirements: round, straight or elegantly curved.

These showers also boast many practical technical details. For example, the optional side faucet can be used to attach a water hose for cleaning purposes. On special request, a CONTI+ CONWELL kit can be attached for Kneipp hydrotherapy, offering a shower and wellness experience all in one.

The freestanding showers are very easy to install with the CONTI+ CONFREE base plates. The special rear inspection opening allows time saving easy access for maintenance – as with all CONTI+ shower solutions. Last but not least, the units can easily withstand the winter outdoors thanks to their robust frost protection circuit.





FROST-PROOF MATERIALS

Robust, vandal-proof shapes

Low maintenance

Optional wellness accessories

CONTI+ CONFREE

Attractive solution with intelligent functions

CONTI+ CONFREE freestanding showers are ideal for all outdoor applications, from busy open-air swimming pools to private gardens. Whatever the type selected, all the systems offer impressive ease of operation, safety and hygiene.

The most important details include:

- Mains-independent electronic faucet with automatic shut-off
- Automatic sanitary rinse (every 12, 24 or 72 hours) to replace standing water and therefore reduce germs
- Integral anti-scalding protection (in CONTI+ CONFREE model with thermostatic mixer faucet)
- Three different designs: round, straight and curved
- Extremely high grade finish in brushed or electropolished stainless steel (corrosion-resistant/vandal-proof)
- Battery life of up to four years (low maintenance)
- Optional built-in frost protection circuit (operated with additional power supply unit)



Freestanding shower, round



Freestanding shower, straight





Refreshment and wellness in the summer heat

POWER SUPPLY 

Freestanding housing,
stainless steel,
(V4A, 1.4404)

CONHEAD MAXI
jet shower head (fixed,
with three single-jet
nozzles, flow angle 16°,
low maintenance, low
aerosol, chrome plated)

Large waterproof
inspection cover on the rear
panel for maintenance
and installation

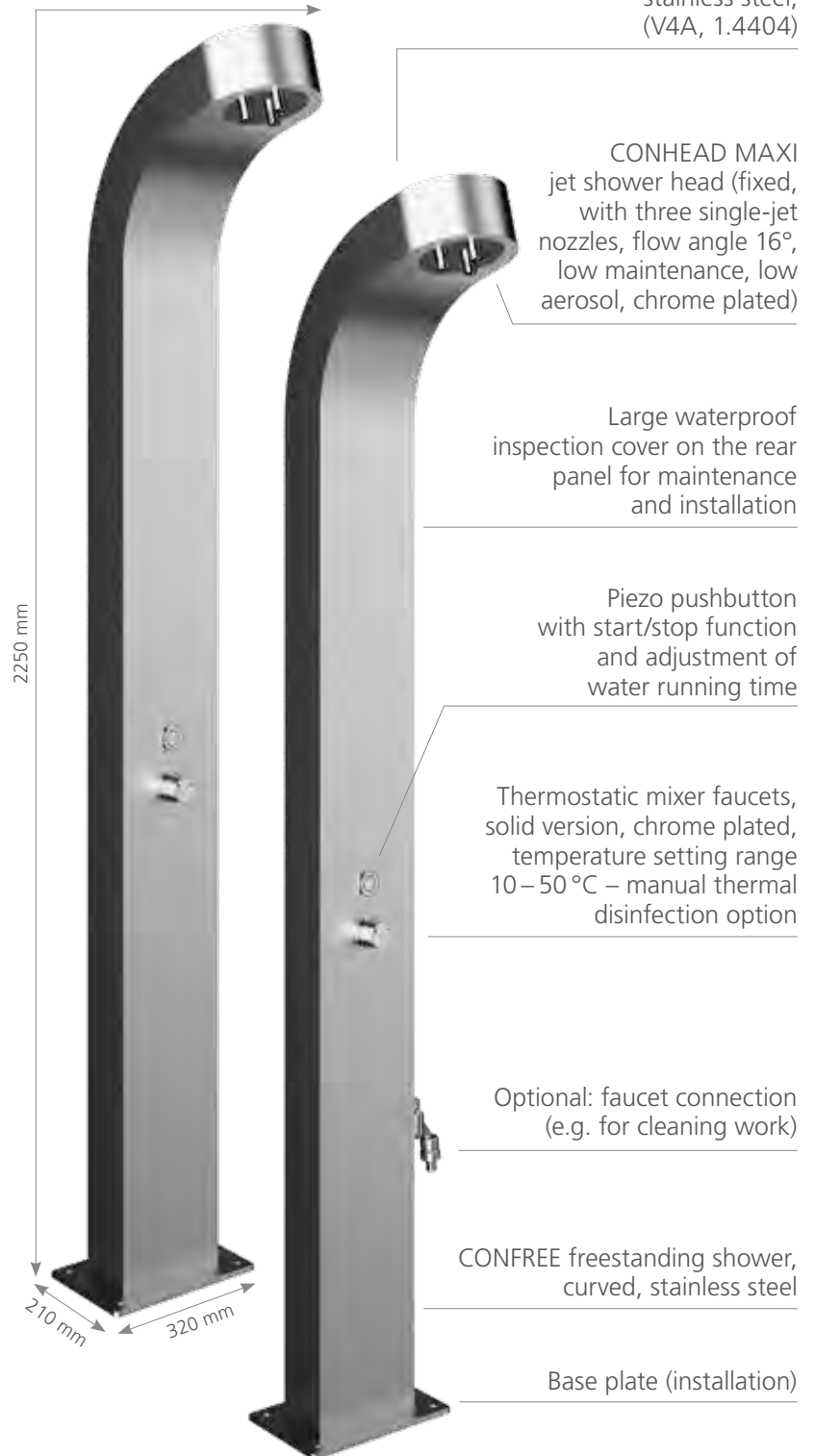
Piezo pushbutton
with start/stop function
and adjustment of
water running time

Thermostatic mixer faucets,
solid version, chrome plated,
temperature setting range
10 – 50 °C – manual thermal
disinfection option

Optional: faucet connection
(e.g. for cleaning work)

CONFREE freestanding shower,
curved, stainless steel

Base plate (installation)




Available in matt
stainless steel



Frost protection 

Optional frost protection circuit protects
against frost damage – additional power
supply unit needed (24 V/DC)




Versatile, tried and tested and continually optimised, our high grade CONTI+ concealed showers offer an ideal combination of economic efficiency, functionality, hygiene and comfort – whatever their intended use.

All our concealed electronic shower systems are based on the CONTI+ CONGENIAL adaptive multifunctional water inlet. Whether battery operated or connected to the mains supply, integrated in the CONTI+ CNX water management system or operated via the CONTI+ Service APP, CONTI+ CONGENIAL water inlets always ensure reliable shower operation with easy setting of the water running time and temperature.

Thanks to additional functions such as the sanitary rinse and thermal disinfection, which can be logged and documented in the CNX version, they meet all the requirements of the current German Drinking Water Ordinance. In addition, the numerous different versions and designs guarantee a shower solution which is both architecturally attractive and high performance.

CONCEALED

CONTI+ versatile electronic concealed showers



CONTI+ CONGENIAL

Concealed showers with outstanding functionality

In highly frequented public washrooms such as those found in railway stations, motorway service stations and youth hostels, the installed shower systems require special safety measures and resistance to vandalism.

Operators also attach great importance to factors such as functionality and operational safety, ease of installation, time saving maintenance and durability. Not least, flexibility in order to adapt to the German Drinking Water Ordinance also plays a key role.

CONTI+ CONGENIAL concealed showers meet all these needs. As well as vandal-proof installation (concealed framing kit) and round,

angular and oval cover plates made from robust, hygienic stainless steel, these showers also feature an impressively reliable sealing system. Different shower heads including rain shower heads allow a variety of design options. CONTI+ CONGENIAL concealed showers also work well in areas where paid water delivery is required.

They are an ideal solution for new buildings or modernisation and refurbishment of existing shower facilities.



SAFE MATERIALS

Robust shapes
Economically efficient



Installation & maintenance with front access – quick and easy

Housing completely sealed with brass fixings

Mixed water drain 1/2"

CONTI+ CONBOX framing kit for concealed shower DN15 for electronic and mechanical CONTI+ CONGENIAL concealed showers

Fitting inside the concealed box – water inlet/flushing unit can be removed from the front – no construction work required

Support for spirit level

Dimensions (WxHxD) 232x272x96mm

Hot water inlet 1/2" (cold water inlet opposite)

PVC seals

Oval hole Variable mounting lugs to allow for compensatory adjustments

Shut-off device with length adjustment



Standard-compliant packing/waterproofing with flexible expansion zone, included in standard delivery

Fitting for removing the water inlet inside the concealed box

Position display of locking status

Complete flushing unit for total flushing of the whole installation and pressure testing, then installation of all versions of the CONTI+ CONGENIAL adaptive multifunctional water inlet



Condensation drain Falls and drains to the front

Vandal-proof angled fitting of the lock

CONTI+ CONGENIAL concealed shower

The large scale solution: room for servicing

CONTI+ mount, CONGENIAL concealed seal
Framing kit for cover plate made from solid plastic
and precisely tailored to the fitting

POWER SUPPLY   **CNX**

CONTI+ CONGENIAL cover plate
Brushed stainless steel, round or angular

Water flow triggering
Electronic in this case (mechanical possible)
(image shows version with piezo pushbutton),
adjustable water running time and actuator,
sanitary rinse, battery/mains/CNX

Double seal

Safety
Multiple sealing system with
condensation drain outlet

CONGENIAL
cover plates
12 mm depth

Fixing
concealed, robust
4-way locking system

Support for
4-way
locking pin

Protective plugs
included in
standard delivery

Thermostat
Cold and hot temperature limits
can be set separately; thermostatic
anti-scalding protection

Hygiene

Electronic version for control via the Service APP
or can be integrated in the CNX water management
system for further functions



Round or angular
Nominal diameters DN15 and DN20

Robust, vandal-proof materials
HIGH FUNCTIONALITY

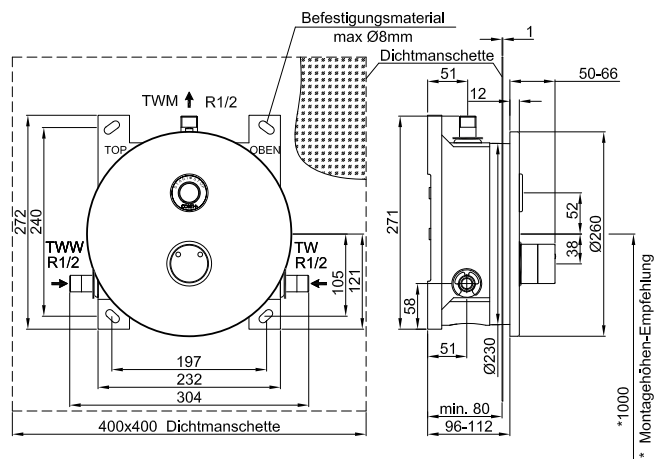
CONTI+ CONGENIAL concealed

Proven concealed showers

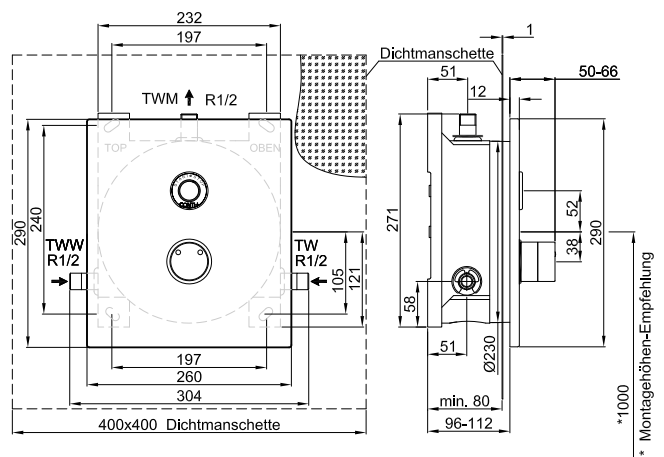
Fully fitted kit
Delivery as fully fitted kit
- Fully assembled with your
chosen functions



POWER SUPPLY



POWER SUPPLY



New build | Refurbishment | Renovation | Modernisation

CONTI+ CONGENIAL FIT

Compact, attractive concealed showers

Regular sports activity is now a fixed part of many people's daily routine. From fitness training and yoga to tennis and handball, everyone wants a pleasurable shower after physical exertion.

This means that a well equipped washroom is becoming ever more important. While users focus on comfort and the feelgood factor, the most important aspects for operators are functionality, use of hygienic materials, effective cleaning options and sustainability. Attractive and space saving shower solutions are often particularly sought after for smaller washrooms.

With their compact design and wide range of technical options, the new generation of CONTI+ CONGENIAL FIT concealed showers offers the ideal solution to meet these needs. The systems are equipped with the

compact CONBOX FIT concealed box and are optionally available in either an electronic version with battery or mains operation, or mechanical versions with on/off handle, or oil or water hydraulics.

Further important details include:

- Easy maintenance from the front with easily accessible service opening
- Thermal disinfection and external triggering of sanitary rinse (manual and electronic)
- Optional: cleaning stop for long term water savings
- Possibility of integration into the CONTI+ CNX water management system
- Choice of oval, angular or round cover plates in matt or chrome plated stainless steel



AESTHETICALLY APPEALING
Slimline shapes



Installation & maintenance with front access – quick and easy

Housing Fully sealed

Fitting inside the concealed box – water inlet/flushing unit can be removed from the front – no construction work required

Reinforcement braces on the side and rear

Hot water inlet 1/2" (cold water inlet opposite)

Oval hole Variable mounting lugs to allow for compensatory adjustments



Standard-compliant packing/waterproofing with flexible expansion zone, included in standard delivery

Complete flushing unit for total flushing of the whole installation and pressure testing, then installation of all versions of the CONTI+ CONGENIAL adaptive multifunctional water line



Mixed water drain 1/2"

CONTI+ CONBOX FIT framing kit for concealed shower DN15 for electronic and mechanical CONTI+ CONGENIAL FIT concealed showers

Support for spirit level

Shut-off device inside the concealed box

Dimensions (WxHxD) 157x216x127 mm

Safety Condensation drain outlet

Condensation drain Falls and drains to the front

CONTI+ mount, CONGENIAL FIT concealed Only framing kit attachment for cover plate made from plastic for precision installation

CONTI+ CONGENIAL FIT concealed shower

The small solution: versatile and functional



CONTI+ CONGENIAL FIT cover plate
Brushed or chrome plated stainless steel,
round, angular or oval

Water flow triggering
Electronic in this case (mechanical possible)
(image shows version with piezo pushbutton),
adjustable water running time and actuator,
sanitary rinse, battery/mains/CNX

CONGENIAL FIT
cover plates
10 mm depth

Hygiene
Electronic version for control
via the Service APP or can
be integrated in the
CNX water management system
for further functions

Fixing
concealed, robust 2-way
locking system

Thermostat
Cold and hot temperature limits
can be set separately; thermostatic
anti-scalding protection

Dimensions
(WxHxD)
170x225x10 mm

Protective plugs
included in
standard delivery





WIDE RANGE OF STYLES
Attractive concealed showers

Safe functions
High quality

CONTI+ CONGENIAL FIT concealed

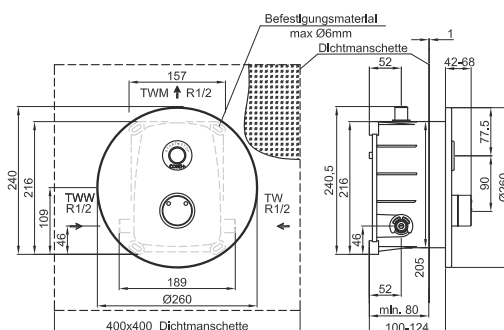
Attractive design with high functionality

Fully fitted kit
Delivery as fully fitted kit
- Fully assembled with your
chosen functions



Ø 260 mm

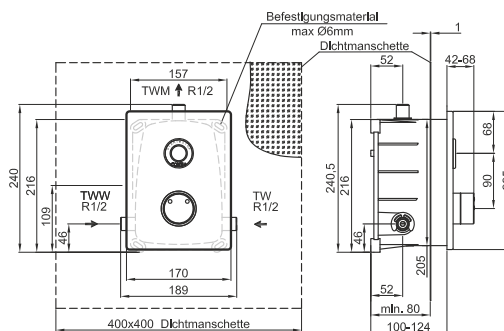
POWER SUPPLY



225 mm

170 mm

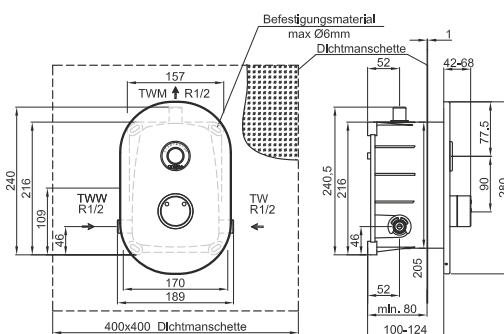
POWER SUPPLY



280 mm

180 mm

POWER SUPPLY





Functional, reliable and durable, CONTI+ mechanical shower panels and concealed showers have been used in diverse application areas for many years and are continually optimised and further developed to meet current drinking water hygiene standards.

In addition to a comprehensive range of functions for more comfort and sustainable water usage, the mechanical shower solutions are particularly robust and vandal-proof. For washroom equipment that can always be relied upon to be cost efficient, low maintenance and suitable for requirements, the systems are available with three high performance, tried and tested operating modes, with our adaptive multifunctional CONTI+ CONGENIAL water inlet.

Mechanical CONTI+ concealed showers meet every need with regard to safety and setting temperature and water running time.

Numerous upgrade and retrofitting options are available for maximum flexibility with planning and implementation.

MECHANICAL

CONTI+ functionally reliable showers for maximum refreshment




CONTI+ CONGENIAL

Mechanical, vandal-proof, flexible and convertible

People who are on the move a lot need a shower from time to time – at work, at school or during leisure time.

Particularly in public, semi-public and commercial washrooms that are highly frequented and subject to heavy use, it is important to choose the right shower system. Besides functional reliability, a robust finish and compliance with the German Drinking Water Ordinance, other criteria that are relevant for operators include time saving maintenance, cost efficiency, and being able to set and regulate water running times.

Our CONTI+ CONGENIAL mechanical concealed showers are made from high grade materials and equipped with the CONTI+ CONGENIAL adaptive multifunctional water inlet. This system is highly durable and reliable, and available in three proven versions: with water hydraulics, oil hydraulics or on/off handle. Complete with sanitary rinse and the option of manual thermal disinfection, it meets all the requirements of the German Drinking Water Ordinance.





PROVEN TECHNOLOGY THAT IS EASY TO CONVERT
Robust, vandal-proof materials

Three operating modes
For shower panels or concealed showers



CONTI+ oil hydraulics

A proven classic

The oil-hydraulic automatic shut-off valve is the classic CONTI+ mechanical shower system. Once fitted, this water inlet is a really durable and reliable workhorse. The principle behind it is simple yet clever. The water running time is started by pressing the pushbutton. The water runs automatically until the button reaches the set end point. Thanks to its robust and vandal-proof system of operation, this water inlet is ideal for shower rooms that are subject to heavy use.

The key features include:

- Shower panel version: stainless steel or acrylic composite housing, different shower heads or handheld shower, with or without tray
- Concealed shower version: stainless steel/chrome plated stainless steel, 2 different sizes (CONTI+ CONGENIAL or CONGENIAL FIT) in round, angular, oval design, different shower heads including rain shower heads or handheld showers
- Automatic water running time limit (between 3 and 30 seconds)
- Optional: thermal sanitary rinse (thermal disinfection), mechanically via manual TD plug or electronically via bypass solenoid valve
- Conversion to electronic activation via piezo pushbutton and upgrade for control via the Service APP or via integration in the CONTI+ CNX water management system





CONTI+ water hydraulics

Durable technology with simple operation

The CONTI+ CONGENIAL water inlet with water hydraulics features a particularly intuitive water hydraulic automatic shut-off function with very smooth actuation. It is particularly suitable for children, the elderly, and people with physical disabilities, delivering a pleasurable shower experience simply by gently pressing a button.

The key features include:

- Shower panel version: stainless steel or acrylic composite housing, different shower heads or handheld shower, with or without tray
- Concealed shower version: stainless steel/chrome plated stainless steel, 2 different sizes (CONTI+ CONGENIAL or CONGENIAL FIT) in round, angular, oval design, different shower heads including rain shower heads or handheld showers
- Automatic water running time limit (between 3 and 30 seconds)
- Optional: thermal sanitary rinse (thermal disinfection), mechanically via manual TD plug or electronically via bypass solenoid valve
- Conversion to electronic activation via piezo pushbutton and upgrade for control via the Service APP or via integration in the CONTI+ CNX water management system





CONTI+ on/off handle

Simple system for safe operation

For application areas with a succession of different users, the water inlet with intuitive on/off handle is a good option. As with the classic single-lever mixer, the water flow can be regulated by means of a rotary handle with smooth actuation or using the on/off setting. It meets all the requirements of Guideline VDI 6000 of the Association of German Engineers for the prevention of injuries by protruding elements (e.g. levers).

The key features include:

- Shower panel version: stainless steel or acrylic composite housing, different shower heads or handheld shower, with or without tray
- Concealed shower version: stainless steel/chrome plated stainless steel, 2 different sizes (CONTI+ CONGENIAL or CONGENIAL FIT) in round, angular, oval design, different shower heads including rain shower heads or handheld showers
- Optional: thermal sanitary rinse (thermal disinfection), mechanically via manual TD plug or electronically via bypass solenoid valve
- Conversion to electronic activation via piezo pushbutton and upgrade for control via the Service APP or via integration in the CONTI+ CNX water management system



CONTI+ CONGENIAL upgrade

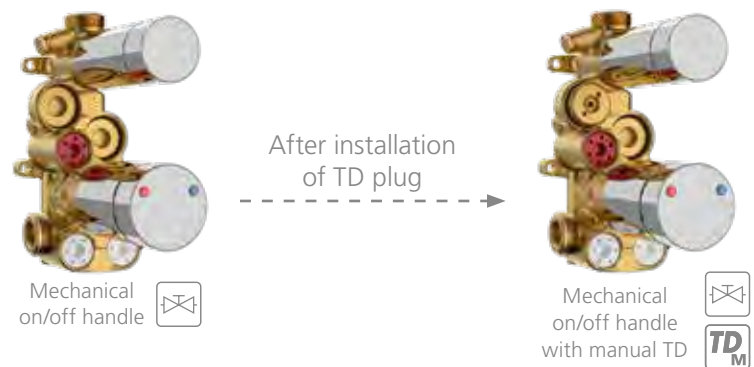
Flexible enhancement of operating and hygiene functions

Since all mechanical CONTI+ shower systems are based on the innovative CONTI+ CONGENIAL adaptive multifunctional water inlet, they can be flexibly customised to any application scenario and are also easy to fit and maintain. Numerous conversion and upgrade options are also available.

Example: hygiene upgrade


The mechanical standard model can be converted to the version with manual thermal disinfection in just a few easy steps.

Manual thermal disinfection is then triggered directly for each shower by opening the TD plug by hand with a 3 mm hexagon key.





Example: operational upgrade

By installing our CONTI+ 6 V/DC ROBUST solenoid valve, the mechanical version can be upgraded to an electronic type with battery operation including sanitary rinse and additional manual thermal disinfection.



The electronic version can be upgraded to function with the CONTI+ CNX water management system by installing a second CONTI+ 6 V/DC ROBUST solenoid valve and additional accessories. This meets even the most demanding hygiene requirements – including electronic thermal disinfection.





Depending on the shower or washroom, operators frequently require shower systems with highly specific features or specifications, such as special technical functions or customised design.

The CONTI+ product range offers impressive solutions and made to measure accessories for efficient enhancement or refurbishment of shower systems to meet special requirements – with easy installation and proven high quality.

For example, the classic DN15 water inlets are often not adequate for the wellness sector or for small shower rooms. CONTI+ therefore also offers special concealed showers with a higher flow rate of DN20 for public, semi-public and commercial premises. These ensure optimum functionality as well as meeting the requirements of the German Drinking Water Ordinance.

Flexible CONTI+ exposed showers are recommended for applications where a great deal of creative freedom is needed to ensure a harmonious design. Thanks to the wide choice of accessories, every shower room can be individually tailored, for example with attractive shower heads or handheld shower kits which match all CONTI+ shower panels and CONTI+ concealed and exposed showers. A standardised, intelligent plug-in connection system allows for all the possibilities for upgrading or redesigning the shower systems even after years. A coherent approach all round.

CONTI+ ACCESSORIES

Design versatility meets cutting edge technology



CONTI+ DN20

For wellness solutions

With thermostat

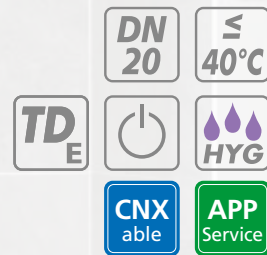


Ø 260 mm



290 mm

260 mm




POWER SUPPLY



Without thermostat




Ø 260 mm



290 mm

260 mm



SEAMLESS INTEGRATION IN CURVED WALLS – UNIQUE

Unique flow rate DN20
Suitable for wellness areas
HYGIENE FUNCTIONS

CONTI+ CONFLOW

Wellness shower with very high flow rate



For wellness areas requiring particularly refreshing and invigorating rain shower heads and downpour showers, CONTI+ CONFLOW shower faucets with DN20 water inlet are the perfect solution. Their uniquely high flow rate guarantees pure showering pleasure at all times.

A further benefit is the innovative water inlet which supports both cold water shower faucets and thermostatic mixed water faucets. Flawless hygiene in the showers is also assured thanks to thermal disinfection and the demand-dependent sanitary rinse triggered at intervals. A quintessential wellness shower for today's needs!

Other CONTI+ shower solutions


Electronic or mechanical, concealed or exposed

Concealed electronic and mechanical



CONTI+ CONFLOW
(fully fitted kit)

- Electronic, DN20, round or angular
- Mount/sealing system
- With/without thermostatic mixer
- Battery, mains power, mains (CNX)
- Sanitary rinse
- Thermal disinfection (only with thermostat)
- Compatible with CNX water management system
- Service APP upgrade possible with BLE Converter
- Stainless steel



CONTI+ CONBASE
(fully fitted kit)

- Electronic, DN15
- Round or angular
- Electronic start/stop function
- For cold or premixed water
- Battery or mains power
- Sanitary rinse
- Compatible with CNX water management system
- Service APP upgrade possible with BLE Converter
- Stainless steel



CONTI+ CONBASE SLIM
(fully fitted kit)

- Electronic, DN15 or DN20, round
- For cold or premixed water
- Electronic start/stop function
- Without thermostatic mixer
- Battery or mains power
- Sanitary rinse
- Compatible with CNX water management system
- Service APP upgrade possible with BLE Converter
- Chrome plated brass



CONTI+ CONBASE
(fully fitted kit)

- mechanisch, DN15
- rund oder eckig
- Ölhydraulik
- ohne thermostatische Mischeinrichtung
- einstellbare Wasserlaufzeit
- Edelstahl



CONTI+ CONBASE MINI
(fully fitted kit)

- Mechanical
- DN15 or DN20, round
- Water hydraulics
- Without thermostatic mixer
- Adjustable water running time
- Chrome plated




CONTI+ CONBASE SLIM exposed
(fully fitted kit)

- Electronic, DN15, round
- For cold or premixed water
- Electronic start/stop function
- Without thermostatic mixer
- Battery or mains power/with sanitary rinse
- Compatible with CNX water management system & Service APP upgrade possible with BLE Converter
- Stainless steel



Exposed electronic and mechanical



CONTI+ tipolino D35

- Electronic, DN15
- Electronic start/stop function
- Outlet at the top or bottom
- Thermostatic mixer including anti-scalding protection
- Battery
- Sanitary rinse
- Chrome plated



CONTI+ CONPRO

- Mechanical, DN15
- Water hydraulics
- With/without outlet bend
- Cartridge technology
- Chrome plated



CONTI+ CONPRO

- Mechanical, DN15
- Water hydraulics with upward outlet
- On/off handle with downward outlet
- Thermostatic mixer including anti-scalding protection
- Chrome plated



CONTI+ shower heads

Flexibility and safety for all application areas

Thanks to their modular construction and standardised plug-in connection system, the attractively designed CONTI+ shower heads can be easily exchanged or converted as required.



CONTI+ CONHEAD SHORTY Rain shower head

- For shower panels and wall mounting
- DN15
- Adjustable flow angle 11° to 21°
- Flow rate controller 9 l/min
- Easy cleaning due to removable shower base
- Vandal-proof, suicide-resistant
- Fixed shower head
- Brass plug-in connection and adaptor
- Chrome plated



CONTI+ CONHEAD RAIN2 Rain shower head

- For shower panels and wall mounting
- DN15
- Adjustable flow angle 11° to 21°
- Flow rate controller 9 l/min
- Easy cleaning due to removable shower base
- Vandal-proof
- Fixed shower head
- Brass plug-in connection and adaptor
- Chrome plated



CONTI+ CONHEAD GOLF Jet shower head

- For shower panels and wall mounting
- DN15
- Flow angle 18°
- Flow rate controller 9 l/min
- Vandal-proof brass plug-in connection and adaptor
- Fixed shower head
- Stainless steel/chrome plated



CONTI+ CONHEAD CITY Jet shower head

- For shower panels and wall mounting
- DN15
- Flow angle 18°
- Flow rate controller 9 l/min
- Vandal-proof, concealed brass fixings and plug-in connection
- Fixed shower head
- Stainless steel/chrome plated



CONTI+ CONHEAD VESUV Jet shower head

- For shower panels and wall mounting
- DN15
- With/without adjustable flow angle
- Flow rate controller 9 l/min
- Vandal-proof, concealed brass fixings and plug-in connection
- Suicide-resistant
- Chrome plated



CONTI+ CONHEAD Handheld shower kit

- For shower panels and wall mounting
- DN15
- Accessible single-handed operation
- Functionally reliable height lock
- Matt stainless steel / chrome plated

CONTI+ CONHEAD – wide range of shower heads

High grade CONTI+ CONHEAD shower heads ensure an extremely flexible range of design options for shower rooms. These elegant all-rounders are theft-proof, low aerosol and available in different versions – including suicide-resistant. They are also very easy to install with a high level of cleaning quality. Whether rain shower head or jet shower head, the intelligent fixings and practical plug-in connection system make them very easy to exchange for different types or styles. On concealed showers, they can be mounted directly on the wall. On exposed models, they are installed in combination with the riser kit.

The handheld shower kits are recommended as a practical enhancement for CONTI+ CONHEAD shower heads. These are prefitted on shower panels or installed directly on the wall using an angle valve connection. For disabled people in particular, this hugely facilitates operation because the handheld shower kit can be used with one hand, either standing or seated.

CONTI+ CONWELL – for spa and wellness

Flat, easy to clean CONTI+ CONWELL shower heads are ideal for refreshing power showers and invigorating Kneipp hydrotherapy. The kits have a DN15 or DN20 connection and are available with either an angle stop valve or a ball connector. The concealed version has an integral stop valve and a thermostat with a temperature setting range of 10–50 °C. This ensures effective protection against scalding and also allows manual thermal disinfection.

The visually appealing CONTI+ CONWELL shower heads can be fixed to all shower panels in combination with the appropriate CONTI+ shower head arms. They can also be used directly for wall and/or ceiling mounting.



CONTI+ CONWELL
Downpour shower



CONTI+ CONWELL
Rain shower head
with shower
head arm

CONTI+ references

Diverse applications – indoors or outdoors

The project

Surrounded by the historic old town, Mirabell Gardens and imposing mountain scenery, the Paracelsus Bad & Kurhaus in Salzburg offers the very finest in wellness facilities. With its elegant, curved structure and ceramic slatted façade, this visionary building is highly impressive. The third floor houses an exceptional and idyllic bathing area with swimming pool, therapy pools and changing rooms. On the roof level, the restaurant area and sauna facility with outdoor pool and uninterrupted views over the city are particularly stunning. The aim of the extensive modernisation project was to create a harmonious marriage of ancient and modern, with particular focus on energy efficiency and sustainability. Achieved with speed and efficiency, the solution has been awarded the "klimaaktiv GOLD" standard: the highest award for sustainable building refurbishment.

The CONTI+ solution

The CONTI+ shower systems used in the shower rooms also contribute to the overall efficiency concept in terms of energy and resources. The concealed showers used are the electronic version with CONTI+ CONGENIAL adaptive multifunctional water inlet. These meet all hygiene and comfort requirements and offer sustainable water savings thanks to adjustable water running time settings, temperature regulation, sanitary rinse and planned thermal disinfection. Additional integration in the CONTI+ CNX water management system allows further functions and ensures continuous documentation and maximum safety.



PARACELTUS BAD & KURHAUS IN SALZBURG

Ideal marriage
of old and new

Owner:
Stadtgemeinde Salzburg, KKTB Kongress, Kurhaus
& Tourismusbetriebe Salzburg

Operator:
Tourismus Salzburg GmbH (TSG)

Architect/design engineer:
Berger+Parkkinen Associated Architects, Vienna

Completion of refurbishment:
2019

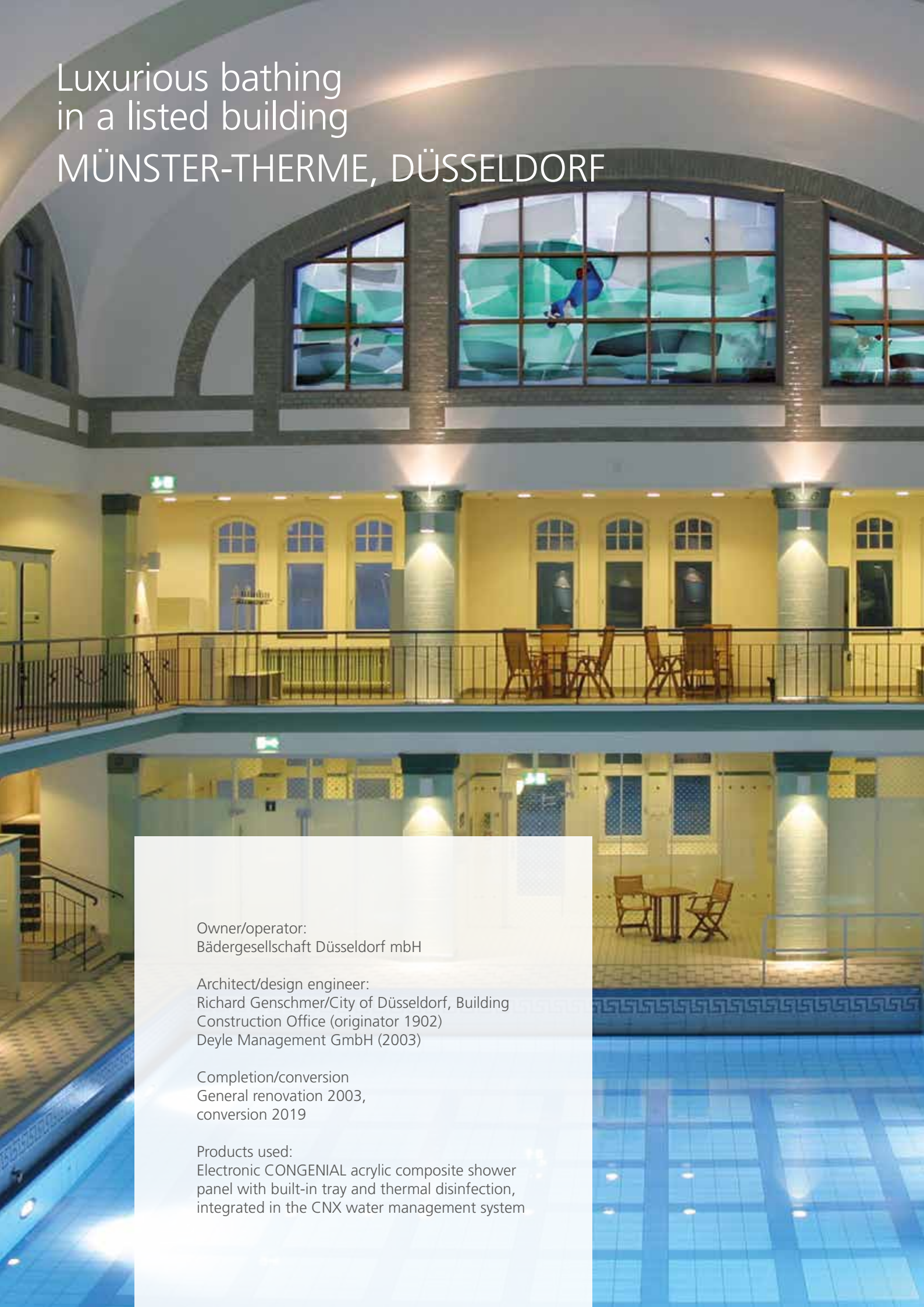
Certification:
Klimaaktiv Gold, 2019

Awards:
Architekturpreis Land Salzburg 2020, winner

Products used:
CONTI+ CNX water management system
CONTI+ loopino washbasin faucet
CONTI+ CONGENIAL concealed shower, electronic
CONTI+ CONWELL power shower kit
CONTI+ CONWELL bucket downpour shower

Luxurious bathing
in a listed building

MÜNSTER-THERME, DÜSSELDORF



Owner/operator:
Bädergesellschaft Düsseldorf mbH

Architect/design engineer:
Richard Genschmer/City of Düsseldorf, Building
Construction Office (originator 1902)
Deyle Management GmbH (2003)

Completion/conversion
General renovation 2003,
conversion 2019

Products used:
Electronic CONGENIAL acrylic composite shower
panel with built-in tray and thermal disinfection,
integrated in the CNX water management system



CONTI+ references

The CONTI+ systematic approach in Düsseldorf

The project

Offering a bathing experience that recalls the imperial era, the Münster-Therme – formerly known as the Münsterbad – was built between 1900 and 1902, according to plans drawn up by architect Richard Genschmer. It was the first public baths of its time to have medicinal and steam baths, bathtubs and showers in addition to the central swimming pool. The two-storey building is accessed via a staircase and a spacious entrance hall. The atmosphere today is characterised by the basilical hall, which houses the swimming pool. The changing rooms that run the length of the pool are split over two levels with an adjacent gallery. Side window elements let daylight into the interior and create a bright, pleasant ambience. The rooms for massages and wellness are located in a part of the building that runs parallel to the swimming hall. An outdoor saltwater pool provides the finishing touch to the range of facilities.

The CONTI+ solution

As part of a conversion in 2003, the bathing technology in the Münster-Therme was comprehensively modernised, with due consideration for the building's preservation order. The shower areas were then modernised in 2019. The owner used innovative shower panels with the CONTI+ CONGENIAL adaptive multifunctional water inlet. The new shower solutions have a thermostatic mixer and are painted in special colours, which creates the perfect blend of old and new.



Reference images: copyright: Bädergesellschaft Düsseldorf mbH



Colourful retro style

Olympic Swimming Pool, Munich

The project

Although it is almost 50 years since the Munich Olympic Games in 1972, the listed complex comprising the Olympic Stadium, Olympic Hall and Olympic Swimming Pool remains world famous thanks to its unusual roof design. During the recent refurbishment of the swimming pool, the aim was to deploy contemporary technology while preserving the Olympic spirit of yesteryear. In addition to improving the efficiency of the fire protection, HVAC, sanitary and electrical systems and installing fire escape staircases, the movable floor technology in the pools was replaced and new water treatment equipment was installed. A further key element of the refurbishment concept was the redesign of the changing areas and their showers.

The CONTI+ solution

The striking shapes and colours of the existing shower rondels were retained during the modernisation work. The old shower system was replaced with a contemporary CONTI+ electronic system. The CONTI+ CONFRESH shower panels with integral fresh water module generate hot, hygienically clean drinking water from cold water directly at the point of use. Heating takes place via an integral plate heat exchanger connected to a separate heating circuit. Since the water volume between the point where the water is heated and the point of use is less than 3 litres, drinking water sampling under the German Drinking Water Ordinance (TrinkwV 2018) is not required, resulting in long term cost savings.

Owner/operator:
Stadtwerke München

Architect/design engineer:
Behnisch & Partner, Frei Otto, Leonhardt + Andrä (1972),
planplus gmbh (2019)

Completion of refurbishment:
2019

Products used:
CONFRESH shower panel with integral fresh water module



We're here for you!

CONTI Sanitärarmaturen GmbH

Hauptstraße 98
35435 Wettenbeg
Germany

Phone +49 641 98221 0
Fax +49 641 98221 50
info@conti.plus
www.conti.plus

Customer Service Centrer

International

Phone +49 641 98221 0
international-sales@conti.plus

Ater Sales

International

Phone +49 641 98221 0
after_sales@conti.plus

Installation and maintenance videos



<https://www.youtube.com/channel/UCMd3Te3wmkiuhkgG8GPaLQQ>



CONTI+ CONTACT

Your reliable, expert partner



Reliable & innovative

For over 45 years, the CONTI+ brand has been recognised for flexible and holistic shower room and washroom solutions for public, semi-public and commercial environments as well as the health sector.

Known for its innovative technology and high grade materials, the brand has gained a reputation for unfailing quality. With a wide-ranging product portfolio and many years of experience creating custom designs, CONTI+ is now widely recognised among design engineers and architects for its valuable contribution to their projects. Every last detail is contemplated when developing tailor-made products, resulting in smart, individual solutions to suit a plethora of applications and equipment. The choice of shower and washbasin fittings encompasses a variety of colours and finishes as well as options for surface or flush mounting. Naturally, sustainability, hygiene and reliability are prime considerations in the development of all products.

Thanks to its dependable quality and innovative technology, CONTI+ has remained a trusted brand throughout the world for over 45 years.

CONTI Sanitärarmaturen GmbH
 Hauptstraße 98
 35435 Wettenberg | Germany
 Phone +49 641 98221 0
 Fax +49 641 98221 50
 info@conti.plus
 www.conti.plus

Member of Fortuna Group 



Certificates are product related and not valid in general